

DECOFIX HYDRO - for ORAC DECOR and ORAC AXSENT - EXTERIOR USE



**FOR EXTERIOR USE
AND HUMID AREAS**

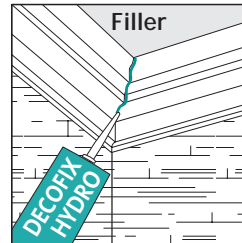
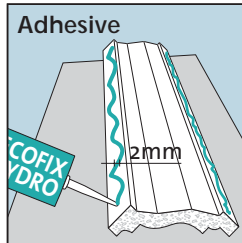
**POUR USAGE EXTÉRIEUR ET
ENVIRONNEMENTS HUMIDES**

**VOOR BUITENGEbruik EN
IN VOCHTIGE RUIMTES**

**FÜR DEN AUßENBEREICH
UND FEUCHTRÄUME**

**PER USO ESTERNO
E ZONE UMIDE**

**PARA USO EN EXTERIOR
Y ZONAS HÚMEDAS**



- base: one component adhesive/sealant based on MS polymer
- removable: water +1% soap (remove before hardening)
- open time: ± 10min.
- storage: between +5°C and +30°C (41°F - 86°F)
- coverage: 1 cartridge of 290ml: 7 to 8m / 25ft

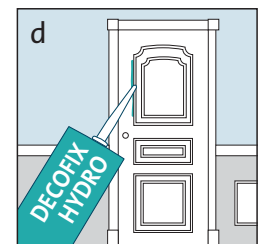
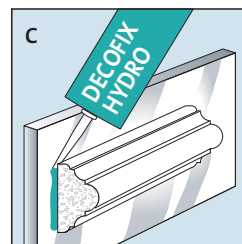
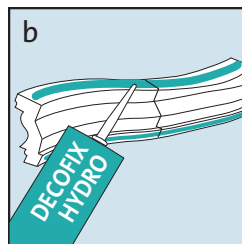
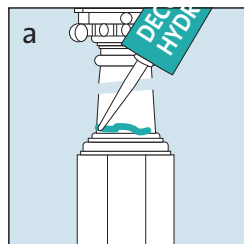
FDP.700: 290ml cartridge



FDP.100
caulking gun

- Do not use too much adhesive.
- In case of excess adhesive: excess can be removed (before hardening) with detergent (water containing appr. 1% soap).
- Joint can be filled with DecoFix Hydro.
- Smooth everything with detergent (water containing appr. 1% soap).
- Gebruik niet teveel lijm.
- In het geval van bovenmatige lijm: overtollige lijm kan verwijderd worden (alvorens te verharden) met zeepoplossing (water + ongeveer 1% zeep).
- De naad kan met DecoFix Hydro gevuld worden.
- Alles gladstrijken met zeepoplossing (water + ongeveer 1% zeep).
- N'employer pas trop de colle.
- En cas d' excès de colle; l'excès peut être enlevé (avant le durcissement) avec de l'eau savoneuse.
- Le joint peut être rempli avec DecoFix Hydro.
- Lissez tout avec de l'eau savoneuse.
- Benutzen Sie nicht zuviel Kleber.
- Im Fall von zuviel Kleber kann der überschüssige Kleber (vor dem Aushärten) mit Seifenlauge entfernt werden (Wasser mit ca. 1% Seife).
- Fuge kann mit dem DecoFix Hydro gefüllt und anschließend mit Seifenlauge geglättet werden (Wasser mit ca. 1% Seife).

examples of application:



See installation instructions of
'Flex', 'Columns', 'Doorpanels', ...
for detailed information

For full warranty coverage, always use ORAC Adhesives exclusively.